

For iPhone or Android

How to make a Google Hangouts video call on your own device



We understand how important it is for you to receive support from your loved ones and friends while you are in the hospital. **First, confirm your contact/loved one has also downloaded the app you intend to use.** Below are instructions on how to stay connected using a video call.

Get your phone ready



Make sure your phone is charged. You don't want your call dropped!



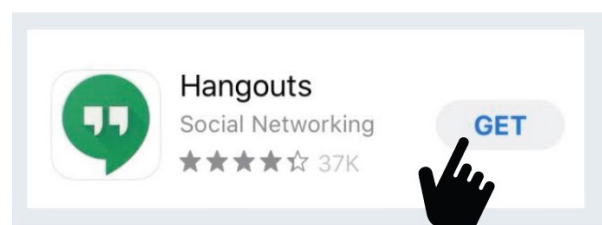
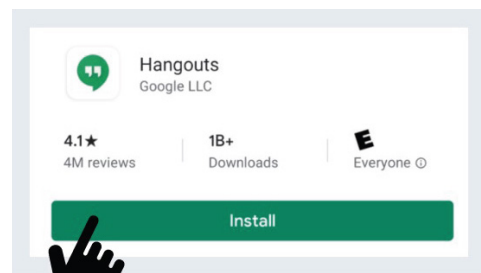
Make sure you are connected to Cleveland Clinic's public Wi-Fi.

To ensure your privacy, we ask that you end calls when your care team is in the room and providing care.

Download the Google Hangouts App on your device



Go to your device's app store to download the Google Hangouts app.



- 1** Tap on the Google Hangouts app to launch it on your device.

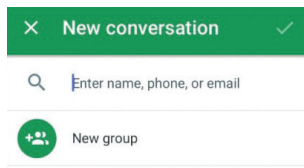


- 2** **Apple:**
Tap contacts button.

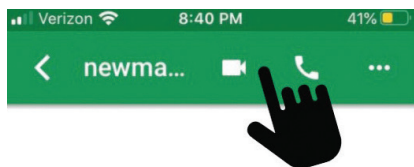
Android:
Tap compose button.



- 3** **Apple iPhone:**
Type a person's name and select them from the search results.

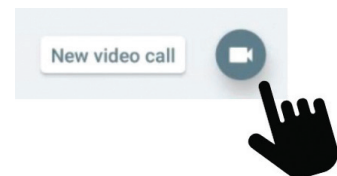


Tap on video button.

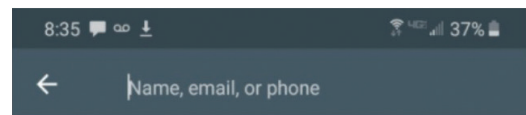


Apple iPad: Open a video call by opening a Google Hangouts conversation and swiping from right to left.

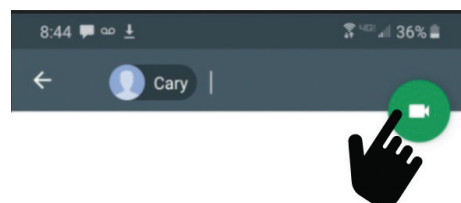
- Android:**
Tap new video call.



Type or select the person you want to invite to your video call.



Tap on video button.



- 4** Tap the red button to hang up or close a call.



For more information on using the Google Hangouts app, visit the Google support website: <https://support.google.com/hangouts/>