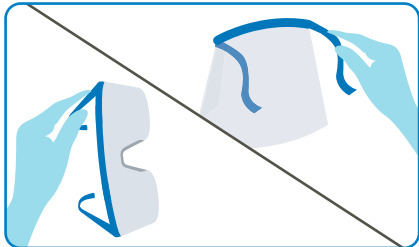



Eye Protection Tips – Face Shields and Goggles


How to Clean Your Eye Protection



1. Remove your eye protection from your head by the earpiece if you are wearing goggles, or by the headband if you are wearing a face shield.



2. Wipe the inside and outside of the goggle lenses or shield with an [EPA-approved disinfectant](#) (e.g. SaniWipe).



3. Allow the eye protection to dry. Re-don eye protection or store it for re-use. Label paper bag with caregiver's name.

Examples of when to wear your eye protection

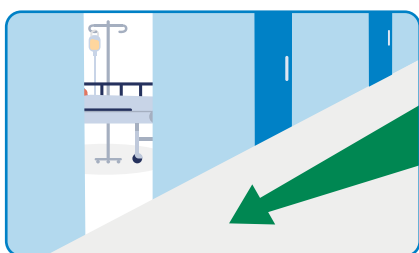


When entering a clinical area

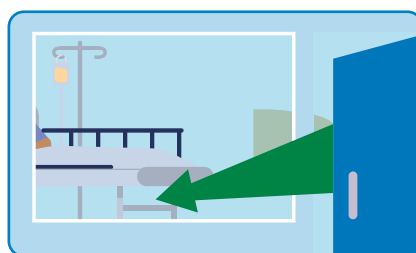


While charting within six feet of others in a clinical area

Examples of when you **should** remove your eye protection during your shift



Leaving a clinical area



Exiting droplet isolation room (when wearing goggles **ONLY**); change mask, disinfect goggles and re-don goggles




When damaged

Examples of when you **may** remove your eye protection during your shift



Going to the cafeteria



When social distancing inside a break room



Charting while at least six feet apart from others