







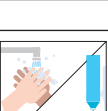








# DOFFING UNIVERSAL PANDEMIC PRECAUTIONS (UPP) GUIDELINES AT A GLANCE

DOFFING UPP if wearing GOGGLES when leaving Droplet/Contact/Eyewear Precaution Rooms		
1		Remove gown and gloves.
2		Perform hand hygiene.
3		Doff and discard ear loop mask.
4		Perform hand hygiene.
5		Don new ear loop mask.
6		Perform hand hygiene and <b>don clean gloves</b> .
7		Carefully remove goggles by ear piece only, do not touch front of eye protection
8		Obtain EPA approved disinfectant and clean inside followed by outside of goggles. a. Allow to air dry for the contact time listed on disinfectant label.
9		Remove gloves and perform hand hygiene.
10		Don clean goggles.

DOFFING UPP if wearing a FACE SHIELD		
1		Remove gown and gloves.
2		Perform hand hygiene.
3		Extend use face shield and ear loop mask unless soiled*

*If face shield is soiled:		
1		Perform hand hygiene and <b>don clean gloves</b>
2		Carefully remove face shield by the headband only, do not touch front of eye protection. If this is a disposable shield – discard clear shield.
3		If this is not a disposable shield: a. Obtain EPA approved disinfectant and clean inside followed by outside of face shield b. Allow to air dry for the contact time listed on disinfectant label
4		Remove gloves and perform hand hygiene.
5		If disposable: attach new clean shield If not disposable: don clean face shield

**Last updated 12/18/20**