









How to place your N95 into a bag for reuse

DOFFING		
1		Remove gown and gloves.
2		Remove face shield.
3		Perform hand hygiene.
4		Don clean gloves.
5		Doff N95 mask — remove by straps only.
6		Loop strap of N95 mask onto handle of storage bag labeled with your name.
7		Doff gloves.
8		Perform hand hygiene.

Follow the Donning and Doffing Reuse Protocol



HOW TO HANDLE THE MASK AFTER DOFFING

Hold mask by strap.



Open bag and place the mask into the bag while holding straps.



HOW TO LOOP STRAP OF N95 MASK

Place one strap over the handle of the bag.



Place the other strap over the other handle of the bag.