

ACCESS **COVID-19** DISTANCE HEALTH PLAYBOOK FROM YOUR PHONE

April, 2020

In an effort to provide the most up to date information regarding Telehealth resources, a [Distance Health Playbook](#) has been created. The playbook is accessible to all caregivers through the Connect Today page; an enterprise network connection is not needed to access the sites.

We are now excited to announce that a digital pocket card has been developed and will be automatically pushed to all Cleveland Clinic-issued iPhones on April 7, 2020. The [digital pocket card](#) provides the most pertinent information from the Distance Health Playbook at your fingertips on your mobile phone. Please see additional information below:

- No action necessary to download the shortcuts for providers with enterprise iPhones.

The information will be available under the Distance Health icon:

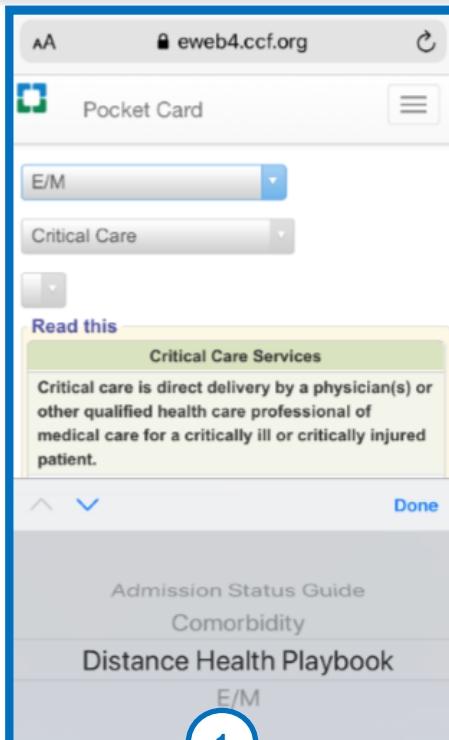


- Caregivers without Cleveland Clinic-issued iPhone who are interested in accessing the digital pocket card on their personal mobile devices, can create shortcuts on their mobile home screens to the desktop websites. Please see the 5-step instructions on the following 2 pages.
- For further assistance with the Digital Pocket Card website and mobile shortcut, contact the **Help Desk at 216-444-HELP.**

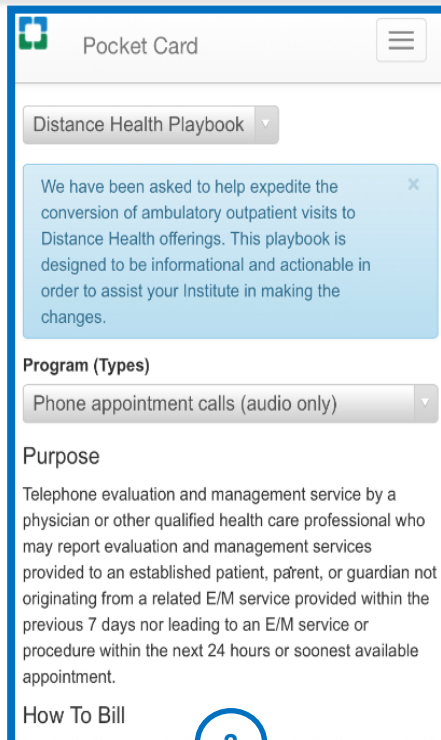
DOWNLOADING THE DIGITAL DISTANCE HEALTH PLAYBOOK

Mobile Shortcut Installation Reference Guide (Steps 1– 6) pg. 1 of 2


April, 2020

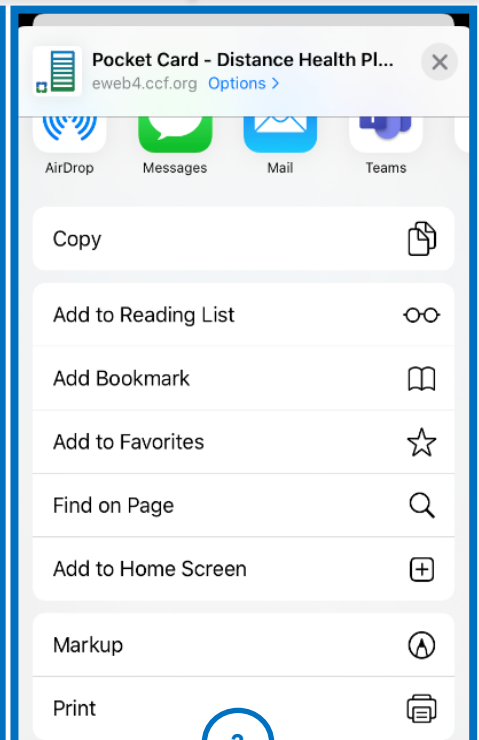


Open Safari and enter website address for the **Digital Pocket Card** you want to install in the address bar: Distance Health: <https://eweb4.ccf.org/PCard/DistanceHealth>



Instructions on how to create a shortcut will briefly display at bottom of the screen in pop-up window.

Tap  the icon at bottom of the browser.

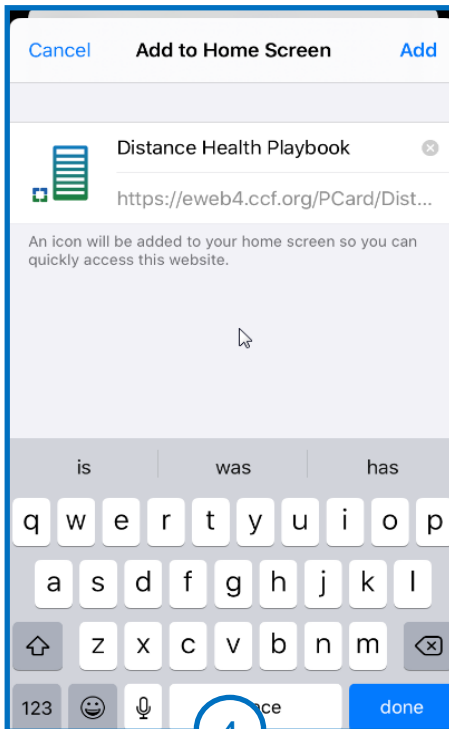


Swipe left on the menu that appears and tap **Add to Home Screen**.


DOWNLOADING THE DIGITAL DISTANCE HEALTH PLAYBOOK

Mobile Shortcut Installation Reference Guide (Steps 1-6) pg. 2 of 2

April, 2020



The name of the shortcut will be auto-populated to **Distance Health Playbook**. Tap **Add** at the top right corner of the screen. Tap Add at the top right corner of the screen.



The shortcut to the **Distance Health Digital Pocket Card** will now display on your iPhone Home Screen.

SUPPORT CENTER

If you have further questions or need assistance, please contact the **Help Desk** at 216-444-HELP.

Florida caregivers, call 5-5555, option 1.

Akron caregivers, contact the **Help Desk** at 330-344-6604