







## Caring for a patient

### **Rule out & Confirmed COVID-19**


- All health care personnel follow **Contact/Droplet + Eyewear** for any Rule out COVID patient
- All health care personnel follow **Specified Precautions** for any **CONFIRMED** COVID patient
- Personal Protective Equipment Required: Follow instructions on Isolation Signs










 **Cleveland Clinic**  
**Contact/Droplet and Eyewear Precautions**  
AS OF 4.6.2020, 3:00PM EST

**CAREGIVERS ENTERING THIS ROOM MUST:**

- 
**1. Perform hand hygiene**  
 (soap and water or foam).
- 
**2. Before entering room:**  
 Put on gown and mask.  
\*For aerosolizing procedure wear N95/PAPR
- 
**3. Then put on eyewear and gloves.**
- 
**4. Before leaving room:**  
 Remove gloves, eyewear, gown and mask.
- 
**5. Perform hand hygiene**  
 (soap and water or foam).

Questions? Contact your local Infection Prevention Department.

 **Cleveland Clinic**  
**SPECIFIED PRECAUTIONS**  
EVERYONE\* ENTERING THIS ROOM MUST:

	<input checked="" type="checkbox"/>	<b>1. Perform hand hygiene</b> (soap and water or foam).
	<input checked="" type="checkbox"/>	<b>2. Put on a gown.</b>
	<input checked="" type="checkbox"/>	<b>3. Put on a face mask.</b> <small>* For aerosolizing procedure wear N95/PAPR</small>
	<input type="checkbox"/>	<b>4. Put on the N95 disposable respirator, or PAPR.</b>
	<input checked="" type="checkbox"/>	<b>5. Put on protective eyewear.</b>
	<input checked="" type="checkbox"/>	<b>6. Put on gloves.</b>
	<input type="checkbox"/>	<b>Enter your name in the room entry log.</b>
	<input type="checkbox"/>	<b>Negative pressure/airborne infection isolation room.</b>
	<input type="checkbox"/>	<b>Keep door closed.</b>

\*Visitors, be sure to see the nurse before entering.

Questions? Contact your local Infection Prevention Department.

- **Only essential personnel** should enter the room.
- **During aerosol generating procedures**, N95 respiratory masks are required for all caregivers present in the room. After the procedure, there is no wait time required before caregivers can resume wearing a facemask for general care.
- **Dedicated medical equipment should be used for patient care.** All non-dedicated, non-disposable medical equipment used for patient care should be cleaned and disinfected according to manufacturer's instructions and facility policies.

- **Environmental Cleaning:** Clean, disinfect and sterilize patient care equipment per routine protocol
  - Use EPA-registered products with a label claim against human coronaviruses. Super Sani-cloth® or Clorox healthcare® bleach germicidal wipes are acceptable products. Use products following manufacturer's instructions
  - Change curtains only if patient occupies room >24 hours
- **Restrict visitors from entering the room of known COVID-2019 patients.** Exceptions to this only after consultation with local care team.
- **Limit the movement and transport of COVID-2019 patient** from the room to essential testing and diagnostic purposes only. Notify any department where the patient is being referred to about the patient's suspected infectious status. Do not refer patient to areas that cannot implement the appropriate infection control measures outlined above.
- **For facility to facility transport** refer to [Ohio Department of Health Transport Guidance](#)
- **Duration of Isolation Precautions**
  - Rule out COVID: Refer to De-escalation of Isolation Grid
  - Confirmed COVID patients: Determined on a case-by-case basis, in conjunction with Infection Prevention.
- **Post Mortem care of a rule out or COVID positive patient: Please refer to** [COVID-19 Decedent Patient Management Procedure \(Updated 04.17.2020\)](#)