

## Clinician Nexus

### Log-in Instructions for CYCE Boot Camps

#### How to Create an Account

(Setting up an account is COMPLETELY FREE)

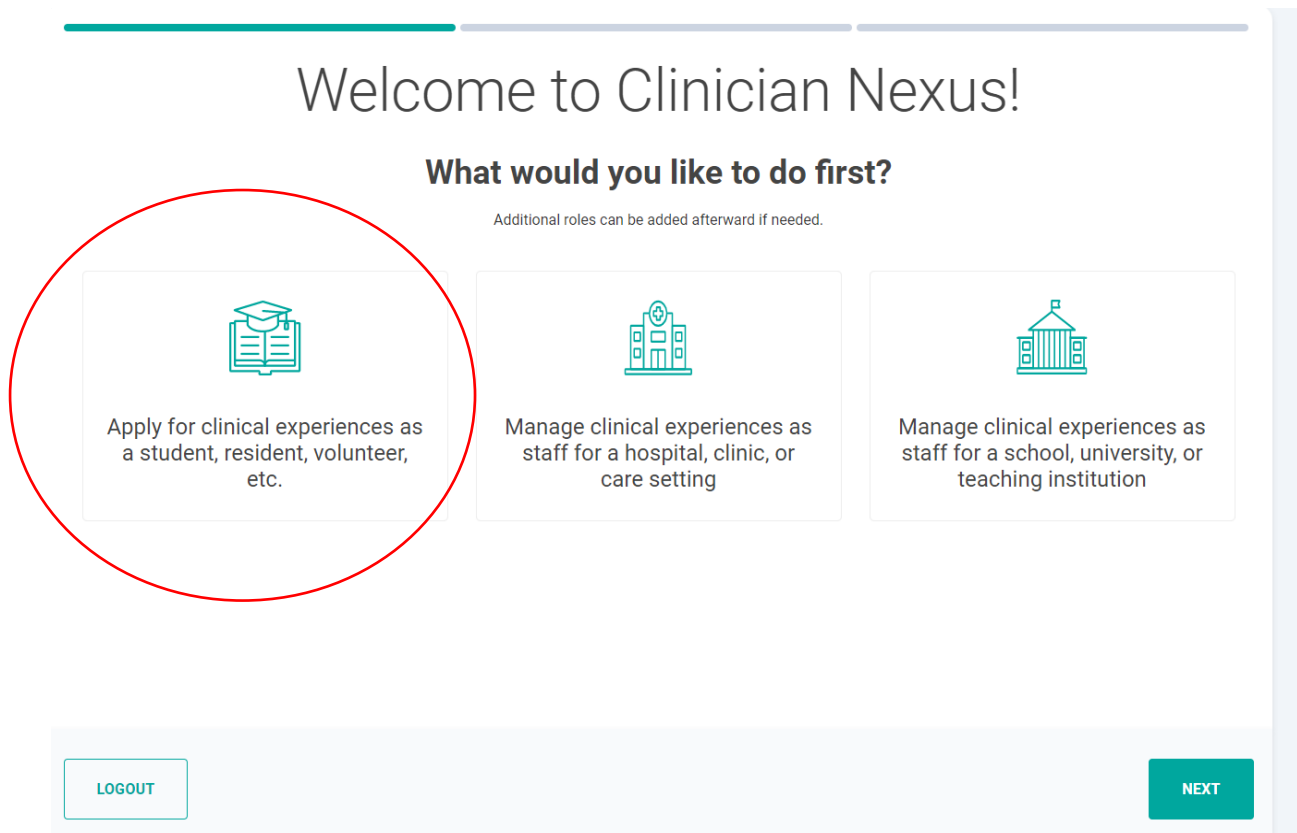
**IF YOU ALREADY HAVE AN ACCOUNT, SKIP TO STEP 7 + 8 → DON'T FORGET TO HIT SUBMIT ON YOUR APPLICATION AT THE END**

1. Go to <https://app.cliniciannexus.com/>
2. Click “Join for free” - Fill in your Name, Email, Create Password, and click the “I accept the End User License Agreement.”

*If it says anything about your email address being the incorrect domain, please click the grey “propose domain” button*

#### Welcome to Clinician Nexus Screen

3. Click “Apply for clinical experiences as a student, resident, volunteer, etc.”



Welcome to Clinician Nexus!

What would you like to do first?

Additional roles can be added afterward if needed.

Apply for clinical experiences as a student, resident, volunteer, etc.

Manage clinical experiences as staff for a hospital, clinic, or care setting

Manage clinical experiences as staff for a school, university, or teaching institution

LOGOUT

NEXT

4. Search 'Northeast Ohio/Florida High Schools' in the search bar and Select it.

What school do you attend?

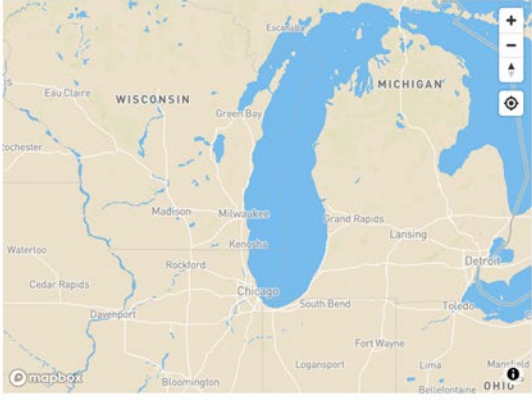
I'm not enrolled at a school.

**Search schools already in the Clinician Nexus network**  
Search by university name, city, or zip code

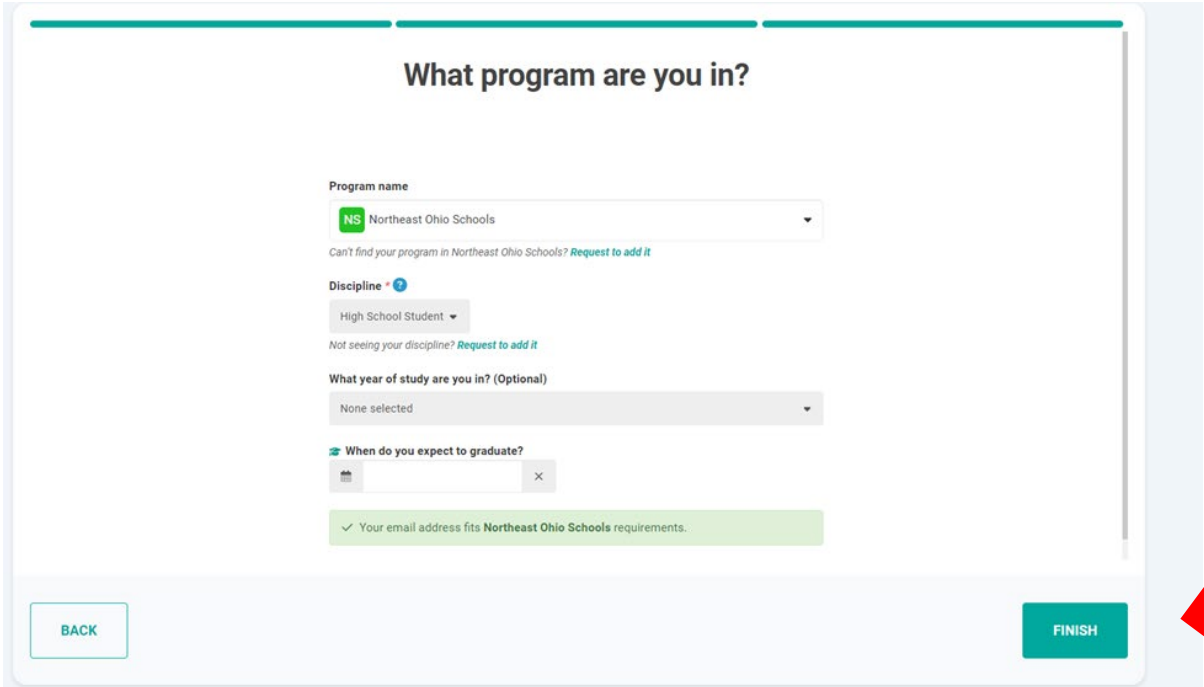
1 result for "Northeast Ohio Schools"

**NS** Northeast Ohio Schools

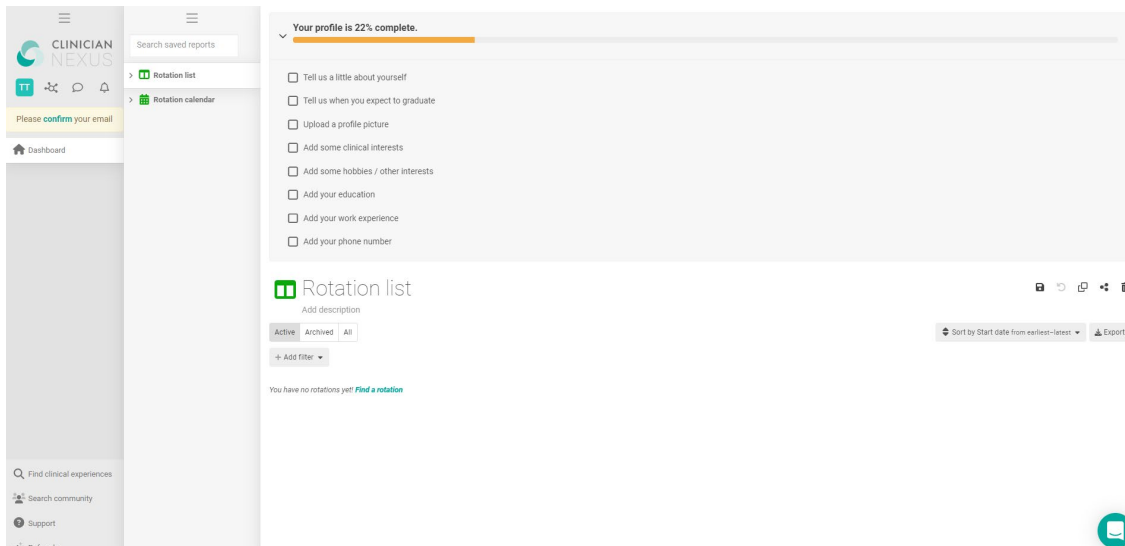
Can't find your school? [Request to add it](#)



- Under “What Program Are You In?” Program Name is autofilled with Northeast Ohio Schools, please select **HIGH SCHOOL STUDENT** under Discipline. *No need to complete year of study or graduation date question.*



- Once you select **Next** you will land on your Dashboard – Don't forget to **CONFIRM YOUR EMAIL** by logging into your email address





7. Once you create your account, click the below link to apply:  
<https://app.cliniciannexus.com/search/rotations/119593>



**\*\*PLEASE NOTE THAT YOU MUST GO TO YOUR EMAIL ACCOUNT AND VERIFY YOUR EMAIL BEFORE YOU WILL BE ABLE TO APPLY\*\***

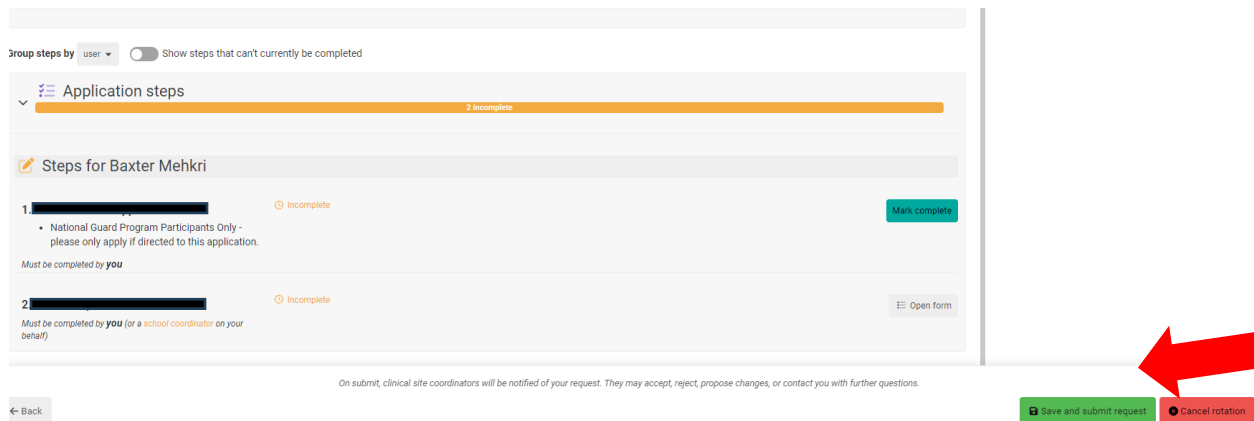
For “Schedule”- Please input the dates: 7/1/2026 – 8/15/2026

For “Learning Objectives” – Please write “To participate in this program”

In the application, for Step 1. Master Personal Information Form:

- “What is the name of the program you are applying for or starting?”  
Please Choose: HIGH SCHOOL - CYCE Boot Camps (Single Day Experience)

8. Once you complete the application, make sure you click the **green “Save and Submit Request” button**



Group steps by user  Show steps that can't currently be completed

Application steps 2 Incomplete

Steps for Baxter Mehkri

1 [Redacted] Incomplete Mark complete

- National Guard Program Participants Only - please only apply if directed to this application.

Must be completed by you

2 [Redacted] Incomplete Open form

Must be completed by you (or a school coordinator on your behalf)

On submit, clinical site coordinators will be notified of your request. They may accept, reject, propose changes, or contact you with further questions.

← Back

**After submitting, once you return to your dashboard, you can see your application under “Pending application verification” or “Pending Clinical Site”**