

Clinician Nexus

Log-in Instructions for Cleveland Clinic High School 2026 Summer Internship

Steps should be completed on a PC, laptop or tablet for full access to all required fields. Mobile devices are not recommended due to restricted view.

Part 1- Create your Account

(Setting up an account is COMPLETELY FREE)

1. Go to <https://app.cliniciannexus.com/>
2. Click “Join for free” - Fill in your Name, Email, Create Password, and click the “I accept the End User License Agreement.”


Part 2- Welcome to Clinician Nexus!

3. Click “Apply for clinical experiences as a student, resident, volunteer, etc.”
4. Click NEXT


Welcome to Clinician Nexus!

What would you like to do first?


Additional roles can be added afterward if needed.



Apply for clinical experiences as a student, resident, volunteer, etc.



Manage clinical experiences as staff for a hospital, clinic, or care setting

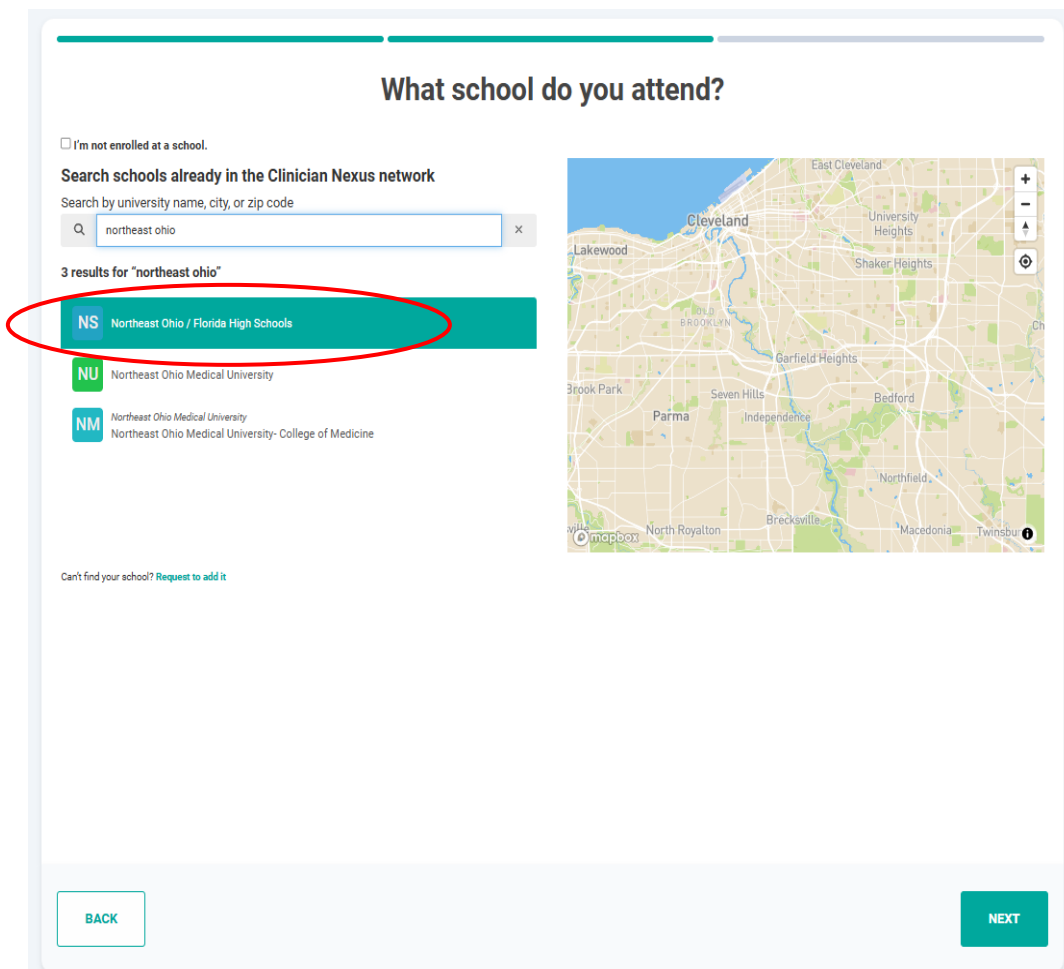


Manage clinical experiences as staff for a school, university, or teaching institution

LOGOUT

NEXT

5. In the field box “Search schools already in the Clinician Nexus network” please search = Northeast Ohio/Florida High Schools”
 - a. Select **NS** Northeast Ohio/Florida High Schools *This MUST be selected or you cannot connect to the internship application. *



What school do you attend?

☐ I'm not enrolled at a school.

Search schools already in the Clinician Nexus network

Search by university name, city, or zip code

Q northeast ohio x

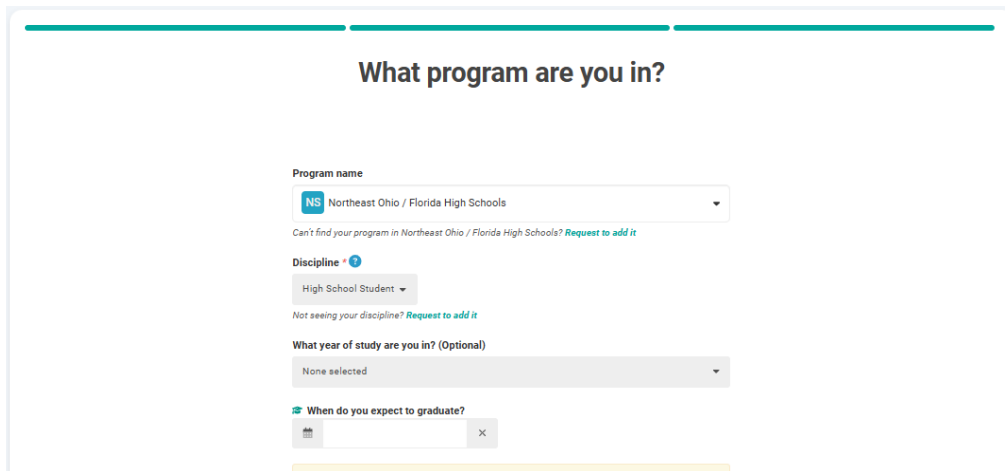
3 results for "northeast ohio"

- NS** Northeast Ohio / Florida High Schools
- NU** Northeast Ohio Medical University
- NM** Northeast Ohio Medical University
Northeast Ohio Medical University- College of Medicine

Can't find your school? [Request to add it](#)

[BACK](#) [NEXT](#)

6. What program are you in?
 - a. Program Name- you **MUST** select Northeast Ohio/Florida High Schools
 - b. Discipline field: Search and select Highschool Student
 - c. Optional fields, “What year of study are you in?” and “When do you expect to graduate?” do not need to be answered



7. Click on the Finish button on the bottom right-hand side of the screen
*(Do Not sign out of Clinician Nexus Account, but continue to Step 8)
8. Check the email inbox of the email address provided when creating your account
9. Verify your account by clicking on the link within the email then continue to step 10.



STOP!!!! You will not be able to move forward with the application if the email verification is not completed.

10. **Once you verify your account, click the below link to complete the program application-**
<https://app.cliniciannexus.com/search/rotations/103046>

*If you do not complete step 10, which is the formal program application, you will not be considered for the internship. You may need to allow pop-ups in your browser for the application to launch.