

Clinician Nexus

Log-in Instructions for High School Academic Students – CORE Summer Camps

How to Create an Account

(Setting up an account is COMPLETELY FREE)

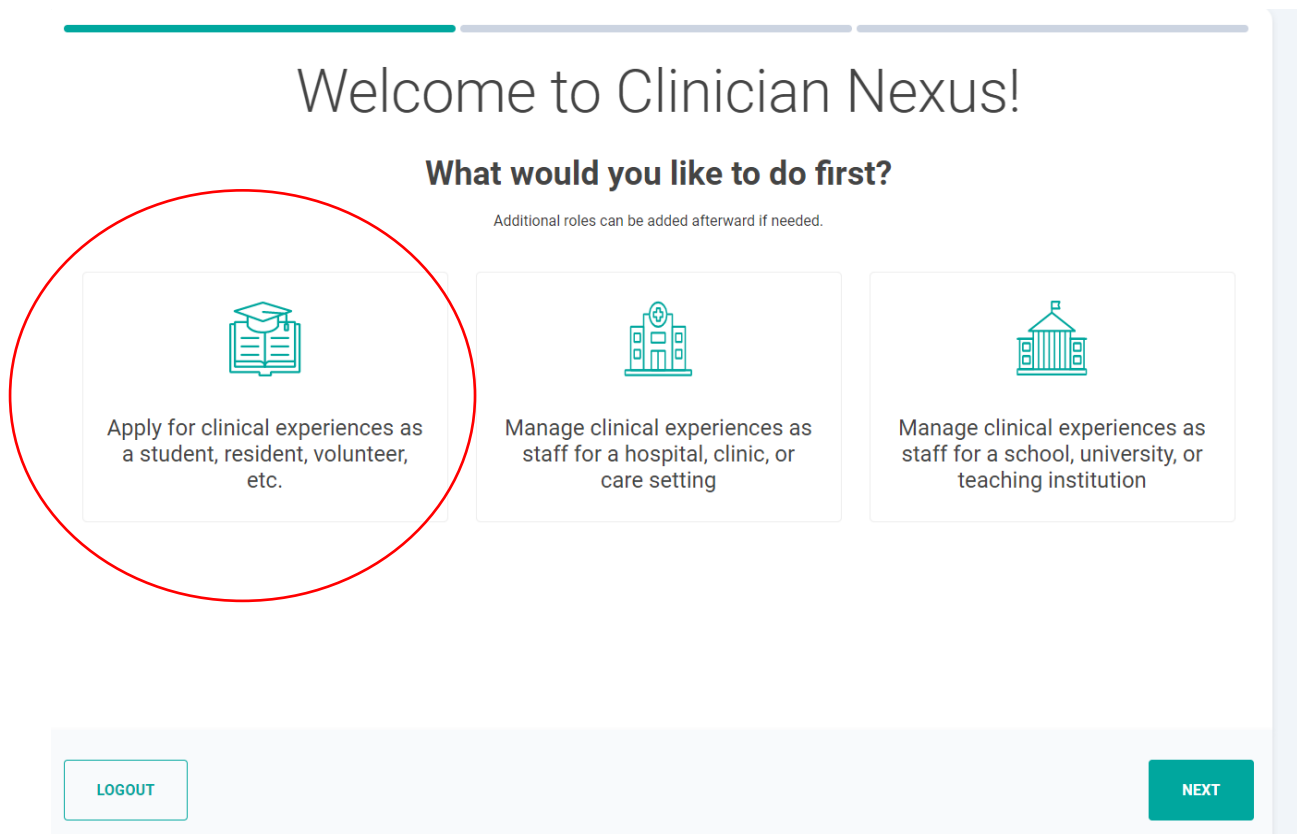
IF YOU ALREADY HAVE AN ACCOUNT, SKIP TO STEP 7 + 8 → DON'T FORGET TO HIT SUBMIT ON YOUR APPLICATION AT THE END

1. Go to <https://app.cliniciannexus.com/>
2. Click “Join for free” - Fill in your Name, Email, Create Password, and click the “I accept the End User License Agreement.”

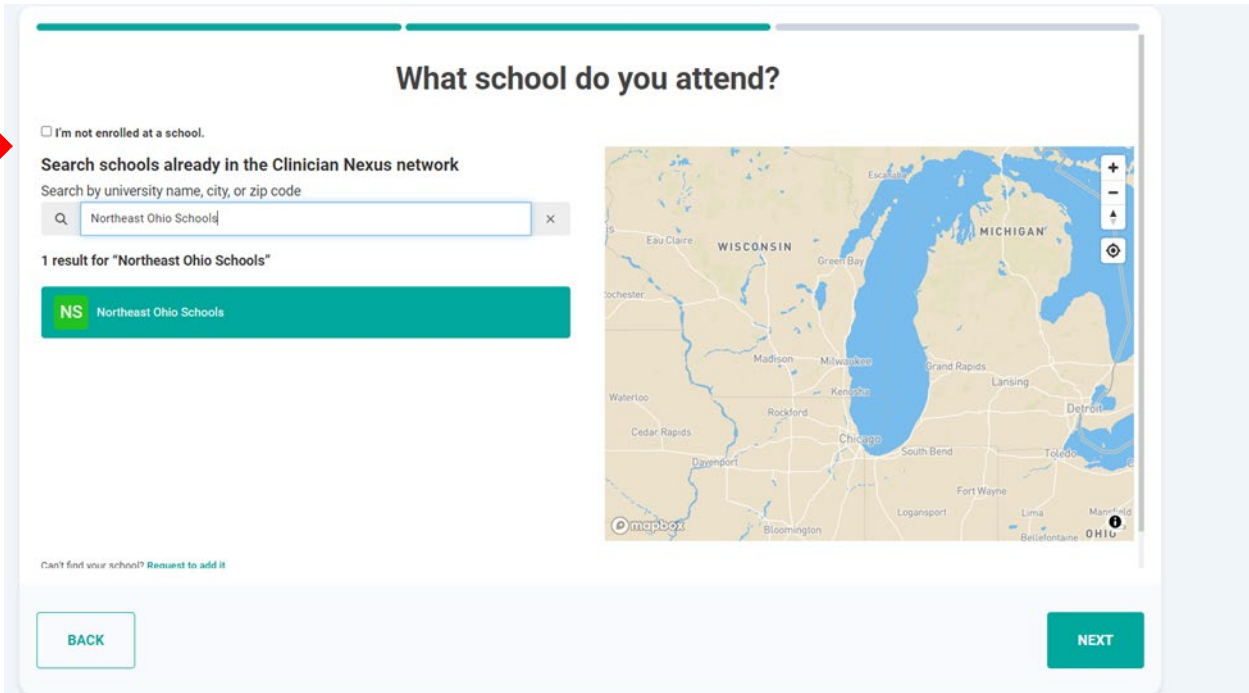
If it says anything about your email address being the incorrect domain, please click the grey “propose domain” button

Welcome to Clinician Nexus Screen

3. Click “Apply for clinical experiences as a student, resident, volunteer, etc.”

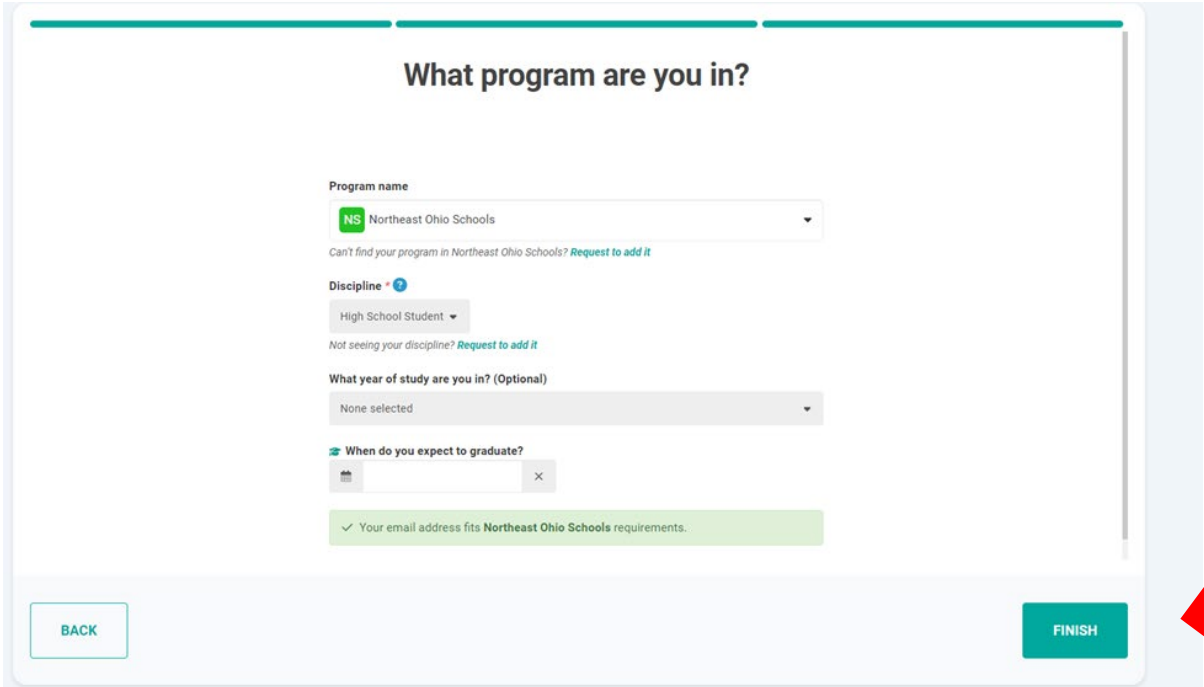


4. Search 'Northeast Ohio/Florida High Schools' in the search bar and Select it.

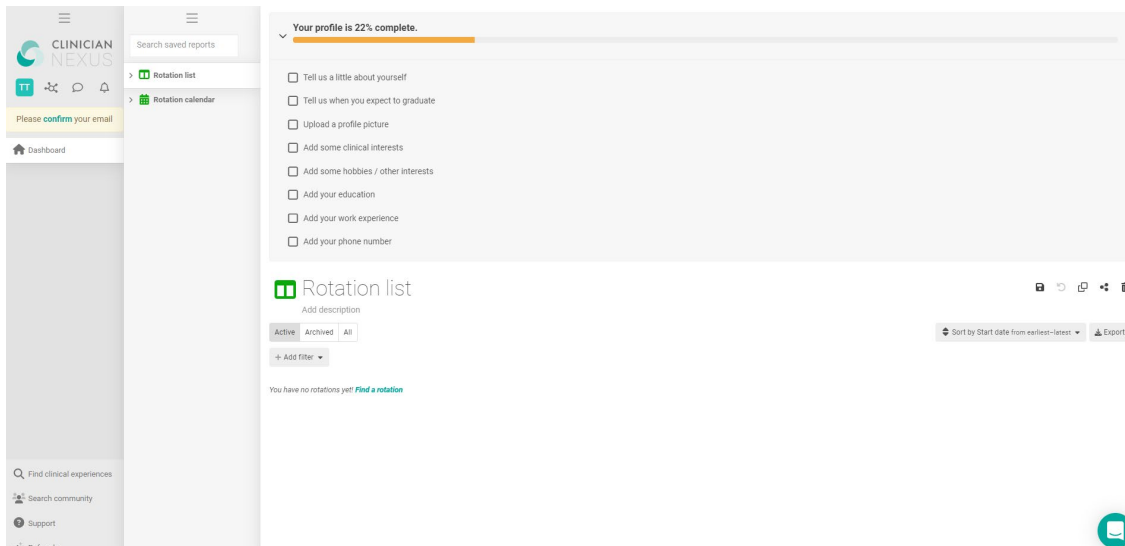


The screenshot shows a web interface for selecting a school. At the top, it asks "What school do you attend?". There is a checkbox for "I'm not enrolled at a school." Below that, it says "Search schools already in the Clinician Nexus network" and "Search by university name, city, or zip code". A search bar contains the text "Northeast Ohio Schools". Below the search bar, it says "1 result for 'Northeast Ohio Schools'" and shows a green button with "NS" and "Northeast Ohio Schools". To the right of the search results is a map of the Great Lakes region, showing Wisconsin, Michigan, and Ohio. A red arrow points to the search bar. At the bottom, there are "BACK" and "NEXT" buttons.

- Under “What Program Are You In?” Program Name is autofilled with Northeast Ohio Schools, please select **HIGH SCHOOL STUDENT** under Discipline. *No need to complete year of study or graduation date question.*



- Once you select **Next** you will land on your Dashboard – Don't forget to **CONFIRM YOUR EMAIL** by logging into your email address





7. Once you create your account, click the below link to apply:
<https://app.cliniciannexus.com/search/rotations/109902>



****PLEASE NOTE THAT YOU MUST GO TO YOUR EMAIL ACCOUNT AND VERIFY YOUR EMAIL BEFORE YOU WILL BE ABLE TO APPLY****

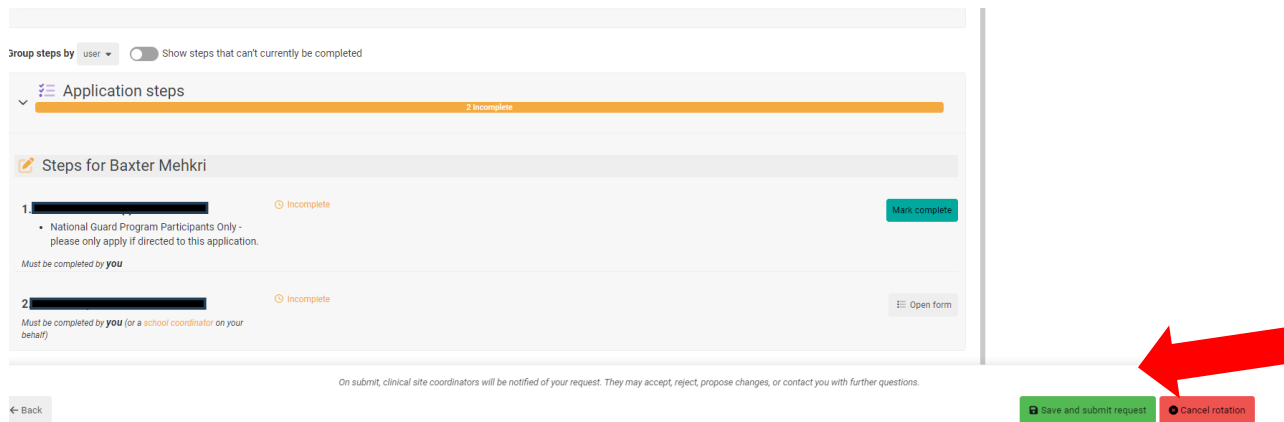
For “Schedule”- Please input the dates: 7/6/2026 – 7/24/2026

For “Learning Objectives” – Please write “To participate in this program”

In the application, for Step 1. Master Personal Information Form:

- “What is the name of the program you are applying for or starting?”
Please Choose: HIGH SCHOOL – CYCE CORE Camps (Academic Students)

8. Once you complete the application, make sure you click the **green “Save and Submit Request” button**



Group steps by user Show steps that can't currently be completed

Application steps 2 incomplete

Steps for Baxter Mehkri

1 Incomplete Mark complete

- National Guard Program Participants Only - please only apply if directed to this application.

Must be completed by you

2 Incomplete Open form

Must be completed by you (or a school coordinator on your behalf)

On submit, clinical site coordinators will be notified of your request. They may accept, reject, propose changes, or contact you with further questions.

← Back Save and submit request Cancel rotation

After submitting, once you return to your dashboard, you can see your application under “Pending application verification” or “Pending Clinical Site”