

# Financial and Statistical Highlights

## CLEVELAND CLINIC MAIN CAMPUS

<b>PATIENT CARE</b>	<b>2015</b>	<b>2016</b>
Outpatient visits	5,633,024	6,033,971
Emergency visits	126,996	153,716
Admissions & Observations	63,507	63,681
Surgical cases	91,731	92,188
Inpatient	25,457	24,889
Outpatient	66,274	67,299

<b>EDUCATION</b>	<b>2015</b>	<b>2016</b>
Residents and fellows in training	1,888	1,958
Continuing medical education		
Activities	1,705	1,568
Participants	284,730	220,243
Accredited residency training programs	74	75
Allied health student rotations	2,061	2,745
Programs for allied health specialists	65	62

<b>RESEARCH</b>	<b>2015</b>	<b>2016</b>
Grant and contract revenue	\$166M	\$179M
Federal revenue	\$104M	\$110M
Laboratory principal investigators	176	179

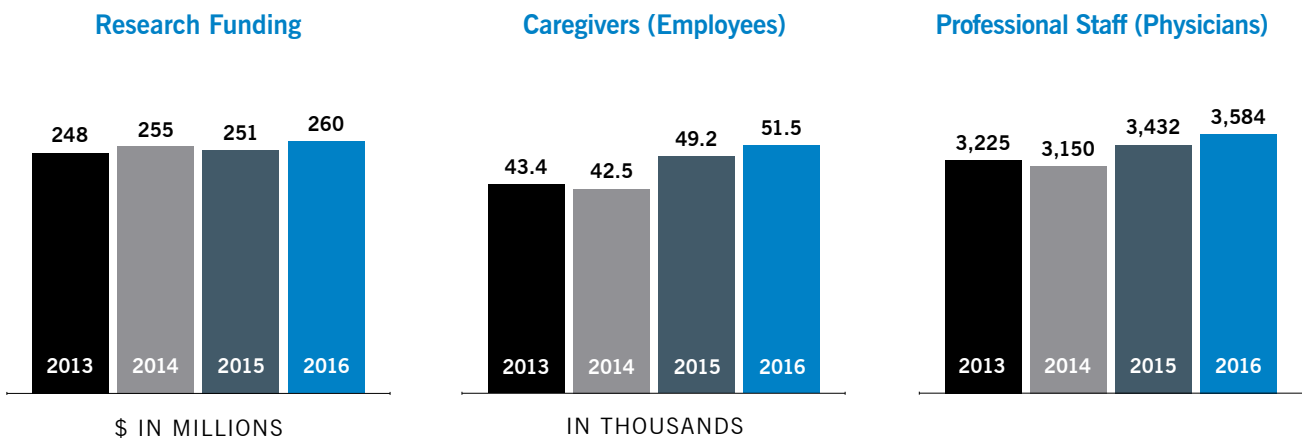
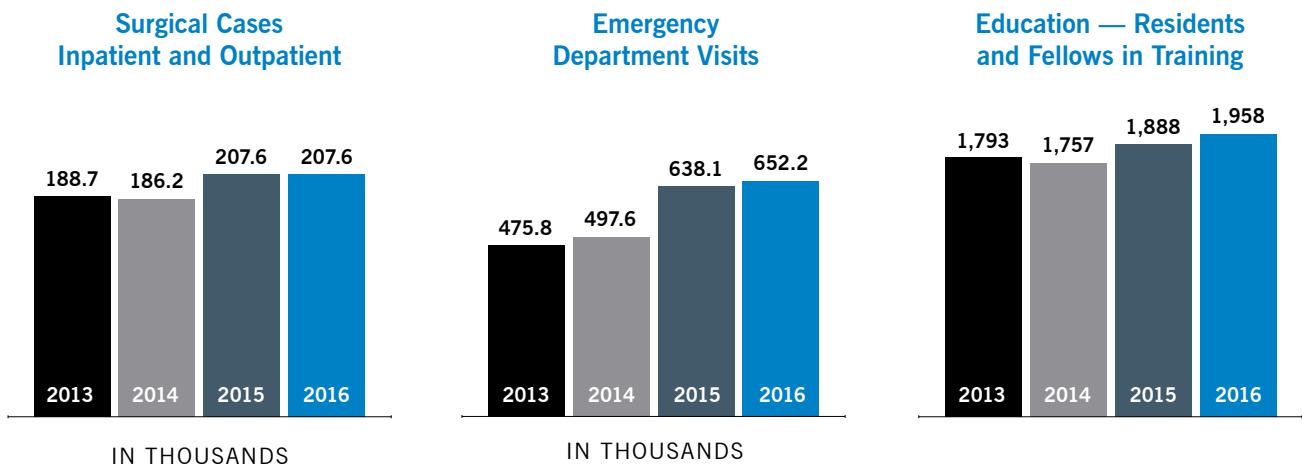
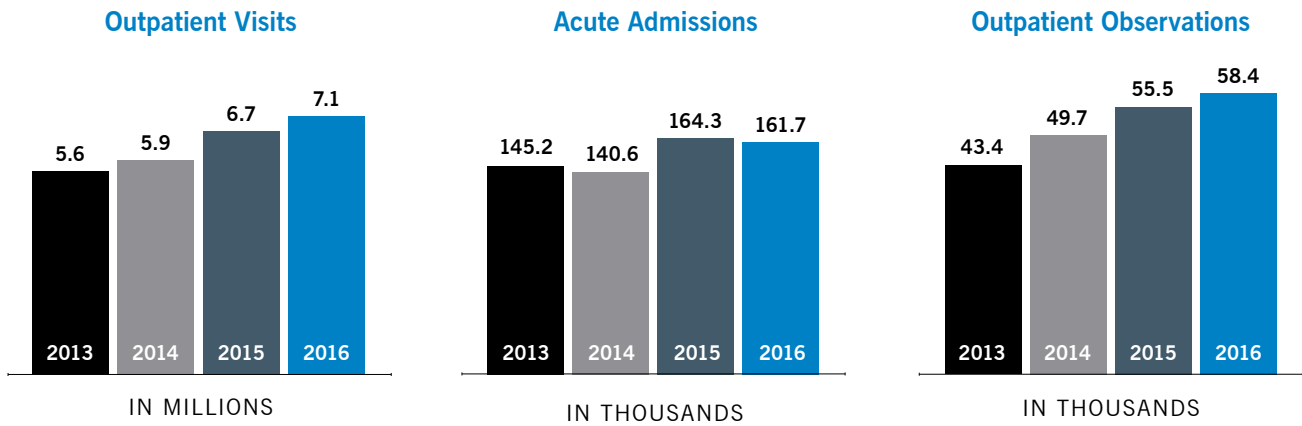
## CLEVELAND CLINIC HEALTH SYSTEM (CCHS)

<b>PATIENT CARE</b>	<b>2015</b>	<b>2016</b>
Outpatient visits	6,668,015	7,140,163
Emergency visits	638,123	652,196
Admissions & Observations	219,705	220,059
Surgical cases	207,635	207,610
Inpatient	60,605	59,760
Outpatient	147,030	147,850

<b>FINANCIAL HIGHLIGHTS</b>	<b>2015</b>	<b>2016</b>
Operating revenues	\$7.2B	\$8.0B
Earnings from Operations	\$480M	\$243M
Assets	\$13.6B	\$14.5B
Community Benefit	\$693M	PENDING

**NOTE:** Some figures for 2015 have been updated following revision of the 2015 annual report after its release.

## CLEVELAND CLINIC HEALTH SYSTEM (CCHS)



**NOTE:** Some figures for 2015 have been updated following revision of the 2015 annual report after its release.